



# Math Meeting Printable Calendar Wall

Saxon Math 1<sup>st</sup> Grade

By: Nicole Bunt



<http://firstgradeowls.blogspot.com>

Name: \_\_\_\_\_ Date Code: \_\_\_\_\_ - \_\_\_\_\_ - \_\_\_\_\_ Student of the Day: \_\_\_\_\_ 

\_\_\_\_\_

\_\_\_\_\_





Month

Year

10	20	30	40	50	60	70	80	90	100
5	10	15	20	25	30	35	40	45	50

Sunday	Monday	Tuesday	Wednesday	Thursday	Friday	Saturday

1	2	3	4	5	6	7	8	9	10
11	12	13	14	15	16	17	18	19	20
21	22	23	24	25	26	27	28	29	30
31	32	33	34	35	36	37	38	39	40
41	42	43	44	45	46	47	48	49	50
51	52	53	54	55	56	57	58	59	60
61	62	63	64	65	66	67	68	69	70
71	72	73	74	75	76	77	78	79	80
81	82	83	84	85	86	87	88	89	90
91	92	93	94	95	96	97	98	99	100

Today's Date is:

\_\_\_\_\_

-----

\_\_\_\_\_

Today's Pattern

\_\_\_\_\_, \_\_\_\_\_, \_\_\_\_\_, \_\_\_\_\_, \_\_\_\_\_, \_\_\_\_\_

Days in School

100s	10s	1s

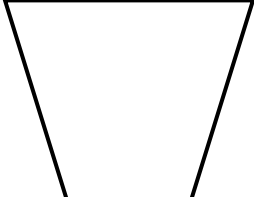
Tally Marks

--



Mystery Bag

--

Coin Cup




Time

 
--

2	4	6	8	10	12	14	16	18	20
1	3	5	7	9	11	13	15	17	19

100	200	300	400	500	600	700	800	900	1,000
-----	-----	-----	-----	-----	-----	-----	-----	-----	-------

Name: \_\_\_\_\_ Date Code: \_\_\_\_ - \_\_\_\_ - \_\_\_\_ Student of the Day: \_\_\_\_\_



\_\_\_\_\_

Month

\_\_\_\_\_

Year

Sunday	Monday	Tuesday	Wednesday	Thursday	Friday	Saturday

Today's Date is:

\_\_\_\_\_

-----

\_\_\_\_\_

Months  
January  
February  
March  
April  
May  
June  
July  
August  
September  
October  
November  
December

Days of the Week  
Sunday  
Monday  
Tuesday  
Wednesday  
Thursday  
Friday  
Saturday





Days in School

100s	10s	1s

# Hundred Number Chart

1	2	3	4	5	6	7	8	9	10
11	12	13	14	15	16	17	18	19	20
21	22	23	24	25	26	27	28	29	30
31	32	33	34	35	36	37	38	39	40
41	42	43	44	45	46	47	48	49	50
51	52	53	54	55	56	57	58	59	60
61	62	63	64	65	66	67	68	69	70
71	72	73	74	75	76	77	78	79	80
81	82	83	84	85	86	87	88	89	90
91	92	93	94	95	96	97	98	99	100

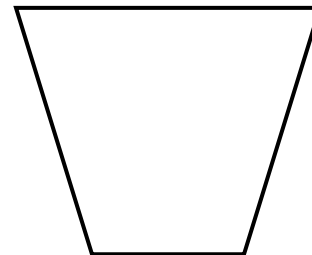
# Weather

## Today's Pattern

\_\_\_\_\_, \_\_\_\_\_, \_\_\_\_\_, \_\_\_\_\_, \_\_\_\_\_, \_\_\_\_\_

## Coin Cup



After using Saxon Math, I decided to use these calendar pages to keep my students engaged during our math meeting. I use the second 2 pages – copied front to back – for the first 40 lessons. When the Mystery Bag is introduced (Lesson 41) my students use the full page. I place this page in clear plastic sleeves and students use skinny dry erase markers to fill in and interact with all the calendar components. I have found that students – especially my intervention kids – like having these resources at their fingertips to answer questions and follow along during our math meeting. The only calendar component I did not include is the morning/afternoon clock. The weather graph eventually turns into a temperature graph (Lesson 96) – so we just discuss this during our meeting instead of filling the graph out on paper.

I hope you find these useful! Happy Teaching!

Nicole